

Détails véhicule

VIN	VR7EFYHT2 PJ746157	Marque	CITROEN	Date d'entretien	-
Immatriculation	GQ-647-CZ	Modèle	BERLINGO XL 1.5 BHD1 100 BVM6 CLUB	Odomètre d'entretien	-
Date d'immatriculation	10/07/2023	Année	2023	Couleur	BLANC ICY OPAQUE STD
Odometre	36 311 km	Cylindrée	-	Capitonnage	OAFY
Carburant	Diesel	Carrosserie	FRG. EMP.LONG H1 10	Date du prochain Contrôle Technique	-
Sièges	-	Transmission	Manuelle	CO2	155
Portes	-	Vitesses	4		

Détails d'évaluation



Date d'évaluation	28/05/2025	Parc	Albias logistique auto
-------------------	------------	------	------------------------



Equipements génériques

the 1990s, the number of people in the United States who are 65 years of age or older has increased by 50 percent, and the number of people 75 years of age or older has increased by 100 percent. The number of people 85 years of age or older has increased by 200 percent. The number of people 90 years of age or older has increased by 400 percent. The number of people 95 years of age or older has increased by 800 percent. The number of people 100 years of age or older has increased by 1,600 percent. The number of people 105 years of age or older has increased by 3,200 percent. The number of people 110 years of age or older has increased by 6,400 percent. The number of people 115 years of age or older has increased by 12,800 percent. The number of people 120 years of age or older has increased by 25,600 percent. The number of people 125 years of age or older has increased by 51,200 percent. The number of people 130 years of age or older has increased by 102,400 percent. The number of people 135 years of age or older has increased by 204,800 percent. The number of people 140 years of age or older has increased by 409,600 percent. The number of people 145 years of age or older has increased by 819,200 percent. The number of people 150 years of age or older has increased by 1,638,400 percent. The number of people 155 years of age or older has increased by 3,276,800 percent. The number of people 160 years of age or older has increased by 6,553,600 percent. The number of people 165 years of age or older has increased by 13,107,200 percent. The number of people 170 years of age or older has increased by 26,214,400 percent. The number of people 175 years of age or older has increased by 52,428,800 percent. The number of people 180 years of age or older has increased by 104,857,600 percent. The number of people 185 years of age or older has increased by 209,715,200 percent. The number of people 190 years of age or older has increased by 419,430,400 percent. The number of people 195 years of age or older has increased by 838,860,800 percent. The number of people 200 years of age or older has increased by 1,677,721,600 percent. The number of people 205 years of age or older has increased by 3,355,443,200 percent. The number of people 210 years of age or older has increased by 6,710,886,400 percent. The number of people 215 years of age or older has increased by 13,421,772,800 percent. The number of people 220 years of age or older has increased by 26,843,545,600 percent. The number of people 225 years of age or older has increased by 53,687,091,200 percent. The number of people 230 years of age or older has increased by 107,374,182,400 percent. The number of people 235 years of age or older has increased by 214,748,364,800 percent. The number of people 240 years of age or older has increased by 429,496,729,600 percent. The number of people 245 years of age or older has increased by 858,993,459,200 percent. The number of people 250 years of age or older has increased by 1,717,986,918,400 percent. The number of people 255 years of age or older has increased by 3,435,973,836,800 percent. The number of people 260 years of age or older has increased by 6,871,947,673,600 percent. The number of people 265 years of age or older has increased by 13,743,895,347,200 percent. The number of people 270 years of age or older has increased by 27,487,790,694,400 percent. The number of people 275 years of age or older has increased by 54,975,581,388,800 percent. The number of people 280 years of age or older has increased by 109,951,162,777,600 percent. The number of people 285 years of age or older has increased by 219,902,325,555,200 percent. The number of people 290 years of age or older has increased by 439,804,651,110,400 percent. The number of people 295 years of age or older has increased by 879,609,302,220,800 percent. The number of people 300 years of age or older has increased by 1,759,218,604,441,600 percent. The number of people 305 years of age or older has increased by 3,518,437,208,883,200 percent. The number of people 310 years of age or older has increased by 7,036,874,417,766,400 percent. The number of people 315 years of age or older has increased by 14,073,748,835,532,800 percent. The number of people 320 years of age or older has increased by 28,147,497,671,065,600 percent. The number of people 325 years of age or older has increased by 56,294,995,342,131,200 percent. The number of people 330 years of age or older has increased by 112,589,990,684,262,400 percent. The number of people 335 years of age or older has increased by 225,179,981,368,524,800 percent. The number of people 340 years of age or older has increased by 450,359,962,737,049,600 percent. The number of people 345 years of age or older has increased by 900,719,925,474,099,200 percent. The number of people 350 years of age or older has increased by 1,801,439,850,948,198,400 percent. The number of people 355 years of age or older has increased by 3,602,879,701,896,396,800 percent. The number of people 360 years of age or older has increased by 7,205,759,403,792,793,600 percent. The number of people 365 years of age or older has increased by 14,411,518,807,585,587,200 percent. The number of people 370 years of age or older has increased by 28,823,037,615,171,174,400 percent. The number of people 375 years of age or older has increased by 57,646,075,230,342,348,800 percent. The number of people 380 years of age or older has increased by 115,292,150,460,684,697,600 percent. The number of people 385 years of age or older has increased by 230,584,300,921,369,395,200 percent. The number of people 390 years of age or older has increased by 461,168,601,842,738,790,400 percent. The number of people 395 years of age or older has increased by 922,337,203,685,477,580,800 percent. The number of people 400 years of age or older has increased by 1,844,674,407,370,955,161,600 percent. The number of people 405 years of age or older has increased by 3,689,348,814,741,910,323,200 percent. The number of people 410 years of age or older has increased by 7,378,697,629,483,820,646,400 percent. The number of people 415 years of age or older has increased by 14,757,395,258,967,641,292,800 percent. The number of people 420 years of age or older has increased by 29,514,790,517,935,282,585,600 percent. The number of people 425 years of age or older has increased by 59,029,581,035,870,565,171,200 percent. The number of people 430 years of age or older has increased by 118,059,162,071,741,130,342,400 percent. The number of people 435 years of age or older has increased by 236,118,324,143,482,260,684,800 percent. The number of people 440 years of age or older has increased by 472,236,648,286,964,521,369,600 percent. The number of people 445 years of age or older has increased by 944,473,296,573,929,042,739,200 percent. The number of people 450 years of age or older has increased by 1,888,946,593,147,858,085,478,400 percent. The number of people 455 years of age or older has increased by 3,777,893,186,295,716,170,956,800 percent. The number of people 460 years of age or older has increased by 7,555,786,372,591,432,341,913,600 percent. The number of people 465 years of age or older has increased by 15,111,572,745,182,864,683,827,200 percent. The number of people 470 years of age or older has increased by 30,223,145,490,365,729,367,654,400 percent. The number of people 475 years of age or older has increased by 60,446,290,980,731,458,735,308,800 percent. The number of people 480 years of age or older has increased by 120,892,581,961,462,917,470,617,600 percent. The number of people 485 years of age or older has increased by 241,785,163,922,925,834,941,235,200 percent. The number of people 490 years of age or older has increased by 483,570,327,845,851,669,882,470,400 percent. The number of people 495 years of age or older has increased by 967,140,655,691,703,339,764,940,800 percent. The number of people 500 years of age or older has increased by 1,934,281,311,383,406,679,529,881,600 percent. The number of people 505 years of age or older has increased by 3,868,562,622,766,813,359,059,763,200 percent. The number of people 510 years of age or older has increased by 7,737,125,245,533,626,718,119,526,400 percent. The number of people 515 years of age or older has increased by 15,474,250,491,067,253,436,239,052,800 percent. The number of people 520 years of age or older has increased by 30,948,500,982,134,506,872,478,105,600 percent. The number of people 525 years of age or older has increased by 61,897,001,964,269,013,744,956,211,200 percent. The number of people 530 years of age or older has increased by 123,794,003,928,538,027,489,912,422,400 percent. The number of people 535 years of age or older has increased by 247,588,007,857,076,054,979,824,844,800 percent. The number of people 540 years of age or older has increased by 495,176,015,714,152,109,959,649,689,600 percent. The number of people 545 years of age or older has increased by 990,352,031,428,304,219,919,299,379,200 percent. The number of people 550 years of age or older has increased by 1,980,704,062,856,608,439,838,598,758,400 percent. The number of people 555 years of age or older has increased by 3,961,408,125,713,216,879,677,197,516,800 percent. The number of people 560 years of age or older has increased by 7,922,816,251,426,433,759,354,395,033,600 percent. The number of people 565 years of age or older has increased by 15,845,632,502,852,867,518,708,790,067,200 percent. The number of people 570 years

Eléments amovibles

Roue de secours	
Cric	

Documents techniques


Porte documents	✓
Manuel d'utilisation	✓
Carnets de bord	✓
Clef Plip	✓
Révision	✓
Forfait carburant	✓
Forfait AdBlue	✓
Double clefs	✗

Pneumatiques

Michelin 215/65/16 H Eté 5.0 mm		Michelin 215/65/16 H Eté 5.0 mm	
Michelin 215/65/16 H Eté 6.0 mm		Michelin 215/65/16 H Eté 6.0 mm	


Dommmages

1




Elément	Double clefs
Position	-
Dommages	Manquant
Intensité	-
Opération	Acceptable (Pour mémoire)

2



Elément	Destickage
Position	-
Dommages	Non réalisé
Intensité	-
Opération	Forfait


3



●●

Elément	Bas de Pare-choc
Position	Avant
Dommages	Rayure
Intensité	-
Opération	Réparation


4



●●

Elément	Pare-choc complet
Position	Arrière
Dommages	Dérégulé
Intensité	-
Opération	Réglage


5



●●

Elément	Panneau latéral
Position	Arrière Droit
Dommages	Enfoncement
Intensité	-
Opération	Réparation


6



●●

Elément	Porte
Position	Latéral Droit
Dommages	Enfoncement
Intensité	-
Opération	Réparation


7



●●

Elément	Baguette de porte
Position	Latéral Droit
Dommages	Rayure
Intensité	-
Opération	Réparation


8



●●


Elément	Porte
Position	Avant Droit
Dommages	Rayure
Intensité	-
Opération	Réparation

9



Elément	Eléments adjacents
Position	-
Dommages	-
Intensité	-
Opération	Peinture

10



Elément	Prise en charge
Position	-
Dommages	-
Intensité	-
Opération	Peinture

Commentaires

PneuAVG Michelin 215/65/16 H 5.0 Mm
PneuAVD Michelin 215/65/16 H 5.0 Mm
PneuARD Michelin 215/65/16 H 6.0 Mm
PneuARG Michelin 215/65/16 H 6.0 Mm